

Thieme Clinical Collections—临床医学电子图书介绍


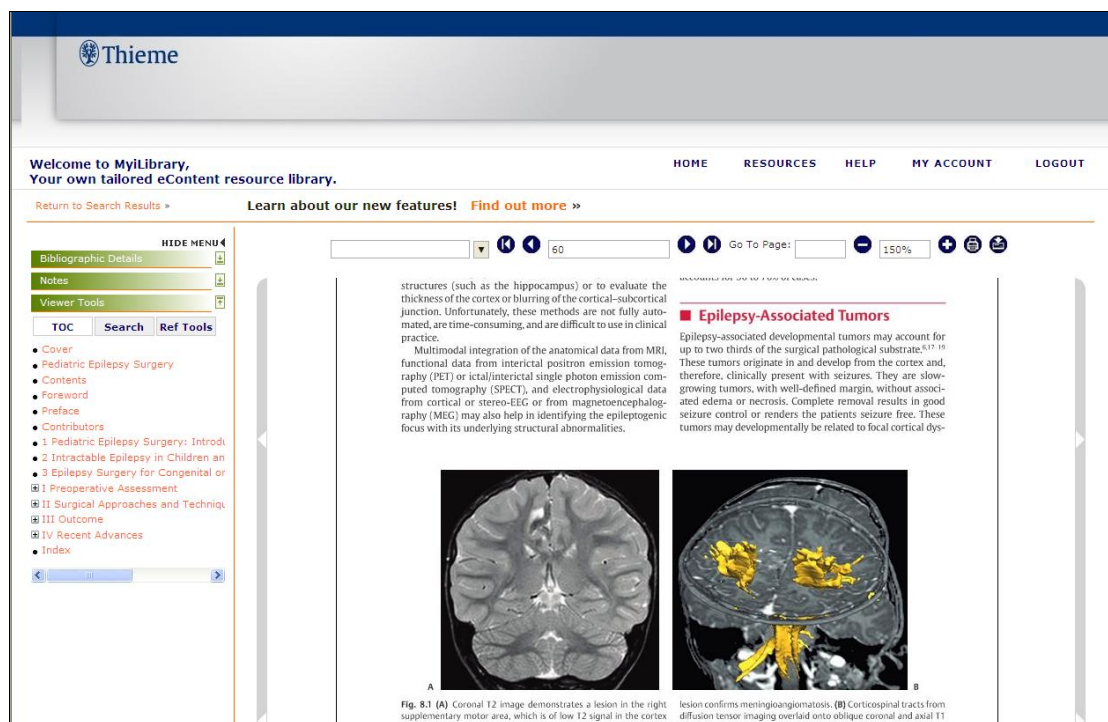
德国 Thieme 出版社是一家拥有百年历史的医学和科学出版社。自 1886 年起, Thieme 出版社致力于为临床医师、教师、学生和科研人员提供高品质的出版物, 包括图书、期刊和数据库等。Thieme 出版物的内容专注于**医学和有机合成化学**领域。迄今为止, Thieme 已出版 5000 多种图书, 每年新增约 500 种。

Thieme Clinical Collections 秉承了 Thieme 出版社一贯以来坚持的高品质出版水准, 它的内容覆盖神经外科学、整形外科学、放射学、耳鼻喉科学、听力学、牙医学、神经学、内科学、眼科学等医学领域。所有图书均附以全彩插图以及丰富的临床照片和医学影像图片。

Thieme Clinical Collections 的图书均附以**全彩插图以及丰富的临床照片和医学影像**图片, 为临床医师解决日常工作中的问题提供指导。

图书特点:

- 1 全彩插图和丰富的临床照片及医学影像图片
- 2 高度关注主要的医学领域, 保持资源丰富充足
- 3 所涉学科涵盖医学院校开设的所有临床医学和科学教程
- 4 简洁的内容表达了复杂的学科知识, 方便学生学习理解记忆
- 5 建立个性化账户, 添加阅读笔记及书签、收藏检索式、对阅读历史进行检索
- 6 用户界面友好, 浏览图书内容便捷, 可实现动态的全文检索
- 7 支持不同格式引文的导出

The screenshot shows the Thieme MyLibrary interface. At the top, it says "Welcome to MyLibrary, Your own tailored eContent resource library." Below this are navigation links: HOME, RESOURCES, HELP, MY ACCOUNT, LOGOUT. The main content area displays a book page for "Epilepsy-Associated Tumors". The page includes a table of contents on the left, a search bar, and a main text area with two images (A and B) illustrating a brain lesion and corticospinal tracts. The caption for the images reads: "Fig. 8.1 (A) Coronal T2 image demonstrates a lesion in the right supplementary motor area, which is of low T2 signal in the cortex lesion confirms meningioangiomatosis. (B) Corticospinal tracts from diffusion tensor imaging overlaid onto oblique coronal and axial T1".

2012

Complementary Medicine				
Acupuncture for Insomnia	Montakab, H.	1	2012	978-3-13-164401-5
Atlas of Neural Therapy With Local Anesthetics	Dosch, M.	3	2012	978-3-13-166023-7
Chinese Herbal Medicine	Hammer, L., et al.	1	2012	978-3-13-169721-9
Evidence-Based Approach to Dietary Phytochemicals and Other Dietary Factors	Higdon, J., et al.	2	2012	978-3-13-169712-7
Dentistry				
Caries Management - Science and Clinical Practice	Meyer-Lueckel, H., et al.	1	2012	978-3-13-169381-5
Self-ligating Brackets in Orthodontics	Ludwig, B., et al.	1	2012	978-3-13-164501-2
Neurosurgery				
Essential Neurosurgery Companion	Gasco, J., et al.	1	2012	978-1-60406-736-1
Essentials of Spinal Cord Injury	Fehlings, M., et al.	1	2012	978-1-60406-727-9
Surgery of the Craniovertebral Junction	Bambakidis, N., et al.	2	2012	978-1-60406-339-4
Video Atlas of Intracranial Aneurysm Surgery	Nussbaum, E.	1	2012	978-1-60406-739-2
Orthopedic Surgery				
Clinical Epidemiology of Orthopedic Trauma	Zhang, Y.	1	2012	978-3-13-166041-1
Decision Making in Spinal Care	Anderson, D., et al.	2	2012	978-1-60406-418-6
Manual of Soft-tissue Management in Orthopaedic Trauma	Volgas, D., et al.	1	2012	978-3-13-166381-8
Measurements in Spine Care	Chapman, J., et al.	0	2012	978-3-13-172651-3
Minimally Invasive Plate Osteosynthesis (MIPO)	Babet, R., et al.	2	2012	978-3-13-162412-3
Pocket Atlas of Spine Surgery	Singh, K., et al.	1	2012	978-1-60406-725-5
Principles of Internal Fixation of the Craniomaxillofacial Skeleton	Ehrenfeld, M., et al.	0	2012	978-3-13-171491-6
Otolaryngology				
Botulinum Neurotoxin for Head and Neck Disorders	Blitzer, A., et al.	1	2012	978-1-60406-586-2
Complications in Facial Plastic Surgery	Capone, R., et al.	1	2012	978-1-60406-027-0


Titles (included as of November 2012):

2012	2	2004-2006	2
Complementary Medicine	2	Audiology	2
Dentistry	2	Complementary Medicine	2
Neurosurgery	2	Dentistry	2
Orthopedic Surgery	2	Internal Medicine	2
Otolaryngology	2	Neurology	2
Radiology	2	Neurosurgery	2
2011	2	Obstetrics and Gynecology	2
Acupuncture	2	Ophthalmology	2
Gastroenterology	2	Orthopedic Surgery	2
Manual Medicine	2	Osteopathy & Manual Medicine	2
Neurosurgery	2	Otorhinolaryngology/Head and Neck Pathology	2
Orthopedic Surgery	2	Radiology	2
Otolaryngology	2	Surgery	2
Radiology	2	Urology	2
Surgery	2	2000-2003	2
2010	3	Dentistry	3
Acupuncture	3	General Reference	3
Dentistry	3	Neurology	3
Internal Medicine	3	Neurosurgery	3
Neurology	3	Obstetrics and Gynecology	3
Neurosurgery	3	Ophthalmology	3
Obstetrics and Gynecology	3	Orthopedic Surgery	3
Orthopedic Surgery	3	Otorhinolaryngology/Head and Neck Plastic Surgery	3
Osteopathy	3	Radiology	3
Otorhinolaryngology/Head and Neck Surgery	3	2007-2009	5
Plastic Surgery	3	Complementary Medicine	5
Radiology	3	Dentistry	5
Surgery	3	Internal Medicine	5
2007-2009	5	Neurology	5
Complementary Medicine	5	Neurosurgery	5
Dentistry	5	Obstetrics and Gynecology	5
Internal Medicine	5	Ophthalmology	5
Neurology	5	2004-2006	6
Neurosurgery	5	Audiology	6
Obstetrics and Gynecology	5	Complementary Medicine	6
Ophthalmology	5	Dentistry	6
Orthopedic Surgery	5	Internal Medicine	6
Radiology	5	Neurology	6
Surgery	5	Neurosurgery	6
2004-2006	6	Obstetrics and Gynecology	6
Audiology	6	Ophthalmology	6
Complementary Medicine	6	Orthopedic Surgery	6
Dentistry	6	Osteopathy & Manual Medicine	6
Internal Medicine	6	Otorhinolaryngology/Head and Neck Pathology	6
Neurology	6	Radiology	6
Neurosurgery	6	Surgery	6
Obstetrics and Gynecology	6	Urology	6
Ophthalmology	6		

Thieme Clinical Collections 内容为医学院教师，学生，临床医师和科研人员所设计。借以详细的内容，简洁的图片来表达。是掌握课题，收集医学信息的重要资源。用户可直接下载整书或在线打印。医学的发展日新月异，每年，**Thieme Clinical Collections** 新内容新版本的图书会定期添加并收入在年度列表中，让您轻松了解和掌握最前端的医疗咨询。

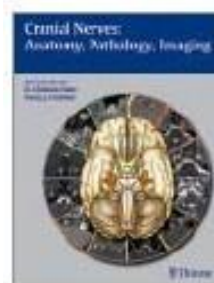

Thieme Clinical Collections 神经外科，牙科，放射科在全球占有领先地位，尤其神经外科与美国专业协会联合出版，在同领域起到重要作用，并拥有超过 30,000 页相关材料。

Thieme 书刊列表（神经外科类）
2012 年

Essential Neurosurgery Companion
 Essentials of Spinal Cord Injury
 Surgery of the Craniovertebral Junction
 Video Atlas of Intracranial Aneurysm Surgery

2011 年

Al-Mefty's Meningiomas
 Decision Making for Minimally Invasive Spine Surgery
 Endoscopic Pituitary Surgery
 Endoscopic Spine Procedures
 Handbook of Neuroendovascular Surgery
 Handbook of Spine Surgery
 Hemorrhagic and Ischemic Stroke
 Intracranial Aneurysm Surgery
 Neurosurgery Oral Board Review
 Neurosurgery Rounds: Questions and Answers
 Principles of Posterior Fossa Surgery
 Sellar and Parasellar Tumors
 The Craniovertebral Junction
 The Neurosurgical Instrument Guide



Thieme Clinical Collections 访问地址

www.thieme-connect.com

了解更多电子资源请访问

www.igroup.com.cn